# Las vocales

a I o

O A e

u U

E

i



Leer



Escribir

Asesor

Pide al adulto se fije en la forma y dirección de las letras y los espacios que ocupan, así como los que hay que dejar entre una y otra.
Si es necesario, que haga más ejercicios en su cuaderno.
Muéstrale las dos "a" "a" minúsculas y comenta que es la misma letra.
Repite esta indicación en todos los ejercicios similares.

# Ejercicio # 3

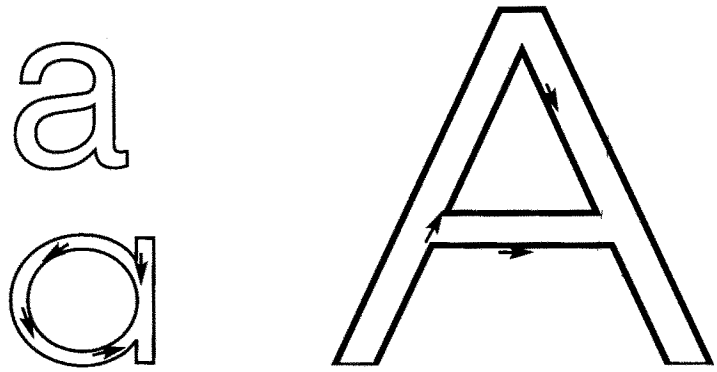


a a a a a a a a a a a a a a

A A A A A A A A A

a a a

A A

a A a A



Leer

Asesor

Pide al adulto que nombre los objetos que se presentan, que vea las palabras y marque las "a", "A" que encuentre.

## Ejercicio # 4

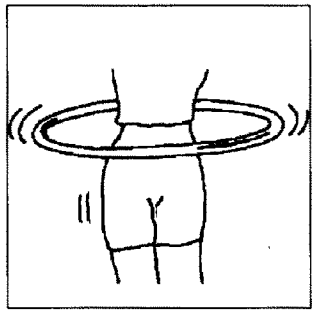

aro



elote



alas



oso



casa



Leer

Asesor

Pide al adulto que nombre los objetos que se presentan y que marque las imágenes que en su nombre lleven, la letra "a".

## Ejercicio # 5













Leer



Escribir

Asesor

Indica al adulto que copie su nombre en el recuadro y que marque las "A", "a" que encuentre. Pide que piense y diga 10 palabras que lleven "a", "A". Escríbelas en las líneas y pide que marque las "A" "a" que encuentre.

# Ejercicio # 6



Leer



Escribir

Asesor

Si es necesario pide que haga más ejercicios en su cuaderno.

# Ejercicio # 7

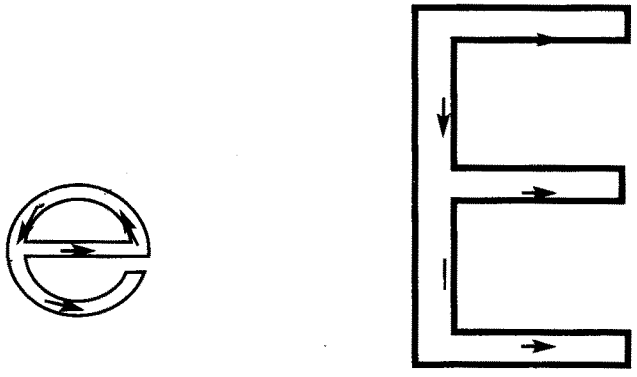

e e e e e e e e e e e e e e

E E E E E E E E E E E E E E

e e e

E E

e E e E



Leer

Asesor

Pide que nombre los objetos que se presentan, que vean las palabras y marque las "e", "E" que encuentre.

## Ejercicio # 8

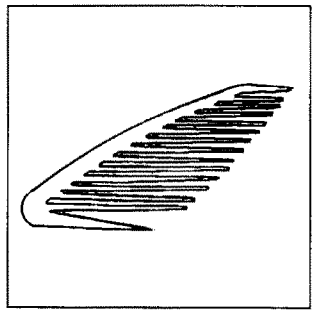

peine



escalera

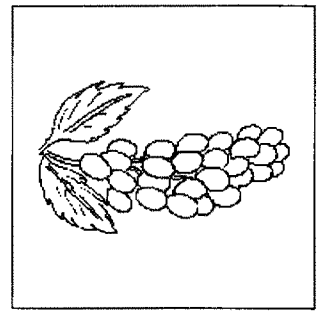

uvas

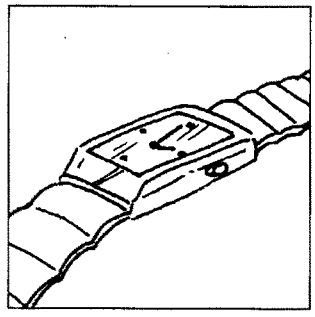

reloj

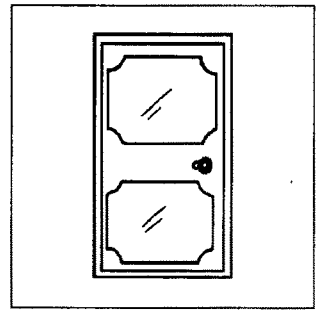

puerta



Leer

Asesor

Pide que nombre los objetos que se presentan y que marque las imágenes que en su nombre llevan la letra "e".

## Ejercicio # 9



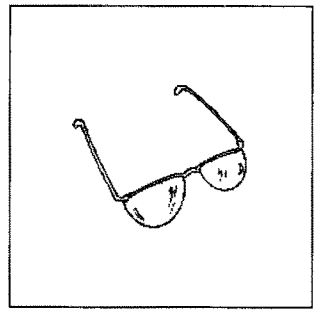









Leer

Asesor

Pide que copie su nombre en el recuadro y que marque las "e", "E" que encuentre.
Pide que piense y diga 10 palabras que lleven "e", "E", escríbelas en las líneas y pide que marque la "e", "E" que encuentre.

# Ejercicio # 10

| | |
|---|---|
| _____ | _____ |
| _____ | _____ |
| _____ | _____ |
| _____ | _____ |
| _____ | _____ |



Leer



Escribir

Asesor

Si necesita más ejercicios pide que los haga en su cuaderno.

# Ejercicio # 11



Leer

Asesor

Pide que nombre los objetos que se presentan que vea las palabras y marque las "i", "l" que encuentre.

## Ejercicio # 12

Isabel

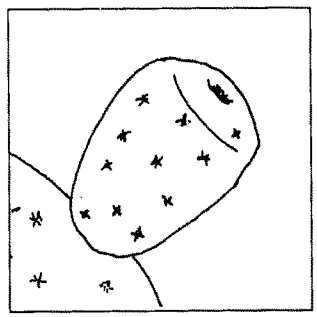

tuna



tina

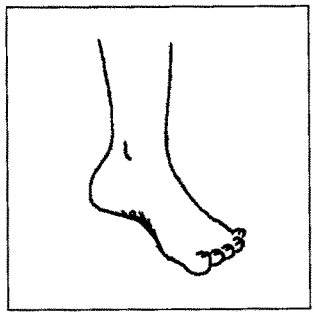

pie

Ignacio



Leer

Asesor

Pide que nombre los objetos que se presentan y que marque las imágenes que en su nombre lleven la letra "i", "l".

## Ejercicio # 13











Leer

Pide que copie su nombre en el recuadro y que marque las "i", "l" que encuentre. Pide que piense y diga 10 palabras que lleven "i", "l", escríbelas en las líneas y pide que marque las "i", "l" que encuentre.

# Ejercicio # 14



Leer



Escribir

## Ejercicio # 15

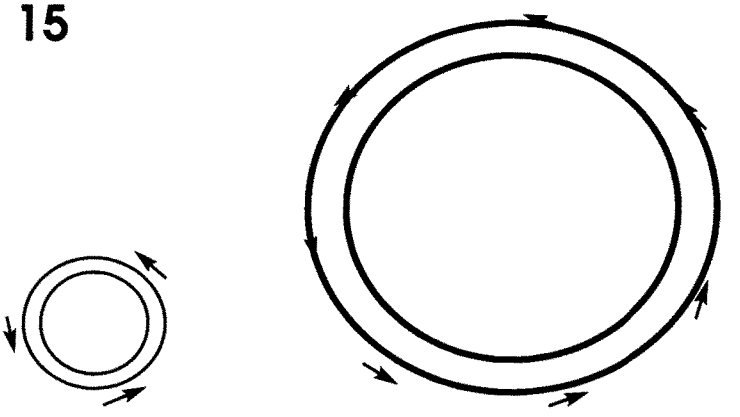



Leer

Asesor

Pide que nombre los objetos que se presentan, que vea las palabras y marque las "o", "O" que encuentre.

## Ejercicio # 16

Otilia



cubeta



oso

Oscar



pollo



Leer

Asesor

Pide que nombre los objetos que se presentan y que marque aquéllos que lleven la letra "o".

## Ejercicio # 17



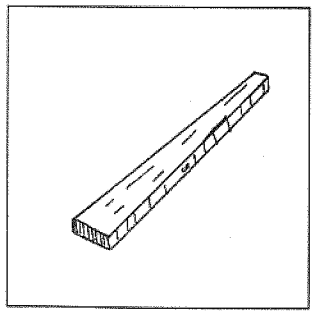





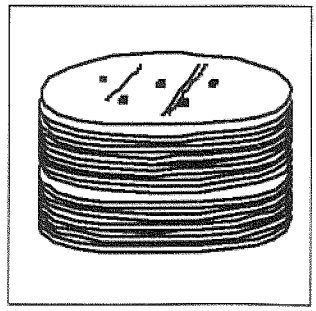



Leer

Pide que copie su nombre en el recuadro y que marque las "o", "O" que encuentre.

Pide que piense y diga 10 palabras que lleven "o", "O" escríbelas en las líneas y pide que marque las "o", "O" que encuentre.

# Ejercicio # 18



Leer



Escribir

## Ejercicio # 19

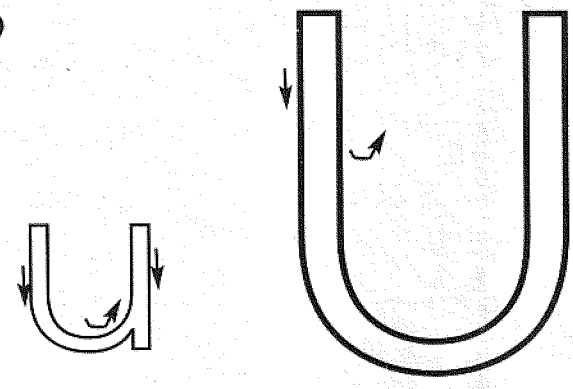

u u u u u u u u u u u u u u

U U U U U U U

u u

U U

u U



Leer

Asesor

Pide que nombren los objetos que se presentan, que vea las palabras y marque las "u" "U", que encuentre.

## Ejercicio # 20

mujer



fuego



lupa



zapato

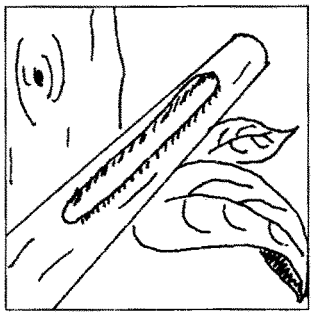

gusano



Leer

Asesor

Pide que nombre los objetos que se presentan y que marque las imágenes que en su nombre llevan la letra "u".

## Ejercicio # 21













Leer

Escribir

Asesor

Pide que lea las vocales y que escriba en la última línea las vocales que faltan.

## Ejercicio # 22

| | | | | |
|---|---|---|---|---|
| a | e | i | o | u |
| A | E | I | O | U |
| O | A | U | I | |
| a | i | e | u | ___ |
| e | o | u | i | ___ |
| I | E | O | A | ___ |
| a | u | e | o | ___ |